



Fostering Inclusion

English Alphabet Lines and Curves Upper Case

Lesson Overview

What?

Learning to read and sign english alphabet.

Why?

Learning the alphabet is the first step to reading and literacy

How?

Students are presented flash cards of each alphabet (upper and lower case) + sign



Fostering Inclusion

Types Of Lines



Standing Line



Sleeping Line



Left Slanting
Line



Right Slanting
Line

Types Of Curves



Right Curve



Left Curve



Down Curve



Up Curve



Fostering Inclusion

Alphabet with Straight Lines

Capital Letters

E, F, H, I, L, T



Fostering Inclusion

Alphabet with Diagonal Lines

Capital Letters

A, K, M, N, R, V, W, X, Y, Z



Fostering Inclusion

Alphabet with Curve Lines

Capital Letters

B, C, D, G, J, O, P, Q, R, S, U



Fostering Inclusion

Alphabet with Curve and Lines

$$| + - = \lfloor$$

[E1]





Fostering Inclusion

Combination of one or more sleeping and standing lines

| + - + | = H

[ā-ch]

— + | + — =

—
|
—

[ah-ee]

| + - + - + - = E

[i:]

| + - + - = F

[ef]



Fostering Inclusion

Combination of one or more sleeping and
slanting lines

\ + /

=

~~X~~

[Eks]

\ + /

=

V

[Vee]

\ + / + \ + / = W
[Dubōyoo]



Fostering Inclusion

Slanting and sleeping lines

/ + - + \ = A
[eI]

— + / + — = Z
[Zee]



Fostering Inclusion

Slanting and standing lines

| + / + \ =

K

[Kay]

| + \ + / + | = M

[Em]

| + \ + |

=

N

[En]

/ + \ + | =

Y

[Wah-ee]



Fostering Inclusion

Standing or slanting with one or two small
curves

| +) +) = B
[bi:]

| + - + ~ = J [Jay]

| +) = P
[Pee]

| +) + \ = R

[Ah-r]



[Es]


| + ~ + | = U
[Yoo (yū)]



Fostering Inclusion

Big Curves

— + — = O
[ō (oh)]



[si:]



Fostering Inclusion

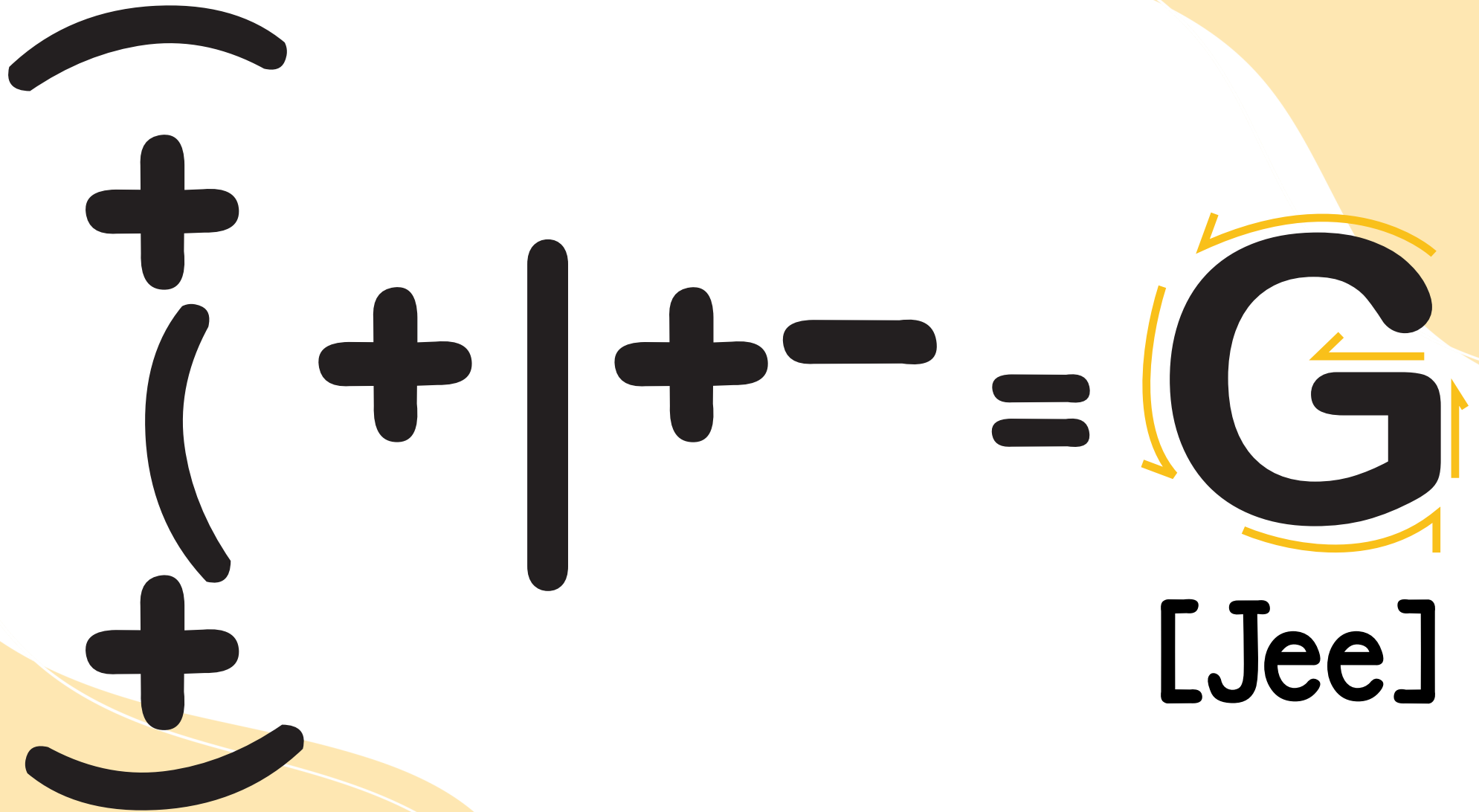
Combination of Lines and Big Curves



| +)

=

D

[di:]





[Kyoo (kyū)]